

Summer Quarter 2020 • June / July / August

FAITH

Building Blocks

Bible Studies



**PICTURE
Lesson
CARDS**

Toddlers to Twos



Sunday School
Publishing Board
Equipping Today's Church to Serve

For the Parents

Dear Parents,

The lessons in this class will allow your toddlers to learn about Jesus and help them to develop a foundation in Christ so that they can grow in their knowledge of God's holy Word.

God is experienced as Wisdom in both the Hebrew Scriptures and the New Testament. During this quarter, we explore the many facets of wisdom as recorded in the book of Proverbs, in the Gospels, and in the letter written by James.

Unit I, "Wisdom in Proverbs," containing four lessons, explores the nature of God's wisdom as found in the book of Proverbs. These lessons describe how Wisdom calls to us; the value of Wisdom; and the gifts she offers. The unit ends by exploring the metaphor of the feast of Wisdom.

Unit II, "Wisdom in the Gospels," offers four lessons—one from each of the four Gospels. This unit examines the wisdom of God as seen in the teachings and life of Jesus.

Unit III, "Faith and Wisdom in James," offers a five-lesson study of wisdom as seen in the letter of James. These lessons explore the interaction of faith and wisdom, including practical advice regarding faith in action and the taming of the tongue. The study ends by contrasting two kinds of wisdom.

Your Child's Teacher,

Jerry Young, Convention President; Jimmie W. Chaplin, *Writer*; **PUBLISHING TEAM:** Wellington A. Johnson Sr., *Director of Curriculum Publishing*; Tanae C. McKnight Murdic, *Children's Editor*; Yalemzewd Worku, *Senior Copy Editor*; Nathan Hardin, *Production Manager*; **CREATIVE SERVICES TEAM:** Joyce Evans, *Creative Services Director/Layout Designer*; Vashon Oggs, *Graphics Manager*; Paul Trice, *Bible Pictures Illustrator*; **ADMINISTRATIVE TEAM:** Derrick L. Jackson, *Executive Director*; Kathryn T. Pillow, *Associate Executive Director*; Debra Berry, *Senior Director of Christian Ministries and Resources*.

Scripture taken from the HOLY BIBLE, NEW INTERNATIONAL VERSION®. Copyright © 1973, 1978, 1984, 2011 by Biblica, Inc.® Used by permission. All rights reserved worldwide. The Uniform Lessons from the International Sunday School Lessons Series are copyrighted by the Committee on the Uniform Series, 2011, Division of Education and Ministry, National Council of the Churches of Christ in the United States of America, and are used by permission. Printed in the United States of America.

FAITH BUILDING BLOCKS BIBLE STUDIES, PICTURE LESSON CARDS (USPS 372-200) is published quarterly for \$12.40 per year by the Sunday School Publishing Board, P.O. Box 70990, Nashville, Tennessee 37207-0990. Periodical Postage paid at Nashville, Tennessee. Copyright © 2020 by the Sunday School Publishing Board.

POSTMASTER: Send address changes to **FAITH BUILDING BLOCKS BIBLE STUDIES, PICTURE LESSON CARDS**, P.O. Box 70990, Nashville, Tennessee 37207-0990. E-mail: customercare@sspbncb.com • Web site: www.sspbncb.com



Lesson 1 • June 7, 2020

Wise Up!

Proverbs 1:1-4, 7-8, 10-11, 20-22, 32-33



Key Verse:

"Whoever listens to me will live in safety and be at ease, without fear of harm." (Proverbs 1:33)



Lesson 1

Wise Up!

(Proverbs 1:1-4, 7-8, 10-11, 20-22, 32-33)

Solomon was king of Israel and King David's son. He wrote most of the book of Proverbs. King Solomon gave instructions to young people. He encouraged young people to seek wisdom to make good choices. Having love and respect for God is good. It helps us make wise or good choices.

Solomon encouraged the people to listen to what their fathers and mothers taught them. He told them not to listen to people who are bad. They should be wise and always try to do what is good and right. When you listen to God, you will live in peace and be safe.

For the Parents

In today's lesson, your child heard about King Solomon's instructions to be wise. He or she heard that it is important to have love and respect for God and make wise or good choices. King Solomon told the young people to follow their fathers' and mothers' instructions. During the week, review today's lesson with your child. Point out times when your child makes wise or good choices. Give positive reinforcement during these times.

Your Child's Teacher

Prayer


Dear God, help me show love and respect for You. Help me make good and wise choices. In Jesus' name I pray. Amen.



Lesson 2 • June 14, 2020

A Special Treasure

Proverbs 2:1-11



Key Verse:

The LORD gives wisdom; from his mouth
come knowledge and understanding.
(Proverbs 2:6)

Lesson 2

A Special Treasure

(Proverbs 2:1-11)

King Solomon wanted believers to follow God's commands. He asked God to help them understand His instructions. When we listen to God, He gives us a special gift or treasure. God helps us make good or wise choices. This is the special treasure from God. God will protect us and help us to please Him when we want to follow His rules.

When we make good choices, we will do what is good and right. When we do what is right, we are obeying God. We will do what is right and good because God guides us.

For the Parents

In today's lesson, your child heard about a special treasure or gift—wisdom. With wisdom, your child will make good choices and follow God. With wisdom, your child will be on the good path as God guides him or her. During the week, review today's lesson with your child, stressing the importance of our asking God for wisdom before we make decisions or choices. When we do this, we can make good choices and do what is right.

Your Child's Teacher

Prayer

Dear God, please help me understand Your Word. Help me make good choices and follow You. In Jesus' name I pray. Amen.



Lesson 3 • June 21, 2020

A Great Gift

Proverbs 8:8-14, 17-21



Key Verse:

"Choose [Wisdom's] instruction instead of silver, knowledge rather than choice gold." (Proverbs 8:10)

Lesson 3

A Great Gift

(Proverbs 8:8-14, 17-21)

King Solomon wrote that having wisdom is a good thing. When you use wisdom, you make good choices. Wisdom is the best gift we receive from God. We should follow God's instructions. They are worth more than silver or gold. When we love and follow God, we do not want to do what is bad.

We should not think that we are better than other people. We must not say bad things or treat others wrong. When we listen and do what is right, we are wise. When we choose to love and follow God, we do what is good.

For the Parents

In today's lesson, your child heard about a great gift from God—wisdom. He or she can receive the gift when he or she listens, makes good choices, and obeys God. Wisdom is better than any silver or gold; it is received through Christ. During the week, review today's lesson with your child. Model these things for your child: (1) listening; (2) following God; and (3) making good choices to receive the great gift of wisdom.

Your Child's Teacher

Prayer

Dear God, help me to obey You and make good choices. I want to be wise! In Jesus' name I pray. Amen.



Lesson 4 • June 28, 2020

Wisdom's Feast

Proverbs 9:1-6, 8-10, 13-18



Key Verse:

The fear of the LORD is the beginning of wisdom, and knowledge of the Holy One is understanding. (Proverbs 9:10)



Lesson 4

Wisdom's Feast

(Proverbs 9:1-6, 8-10, 13-18)

King Solomon talks about wisdom like it is a woman who has a large dinner. She invites people to come to her dinner. She wants them to follow and obey God. There will be plenty of good food and room for everyone. People who have wisdom will love and respect God.

Solomon also talks about *folly*, or foolishness, like it is a woman who does not know anything. She sits at the door of her home and calls people to come to her dinner. She (Folly) does not make good choices. She only gives what has been taken. Folly does not help people live a new life.

For the Parents

In today's lesson, your child heard about two dinners: one was given by Wisdom, and one was given by Folly (or foolishness). Wisdom's dinner had good food and plenty of room for everyone and leads to life. Folly does not make good choices and does not give life. With wisdom, you follow and obey God. During the week, review today's lesson with your child. Talk about what happens after foolish decisions, and what happens after wise decisions.

Your Child's Teacher

Prayer


Dear God, help me to make good choices. Help me to obey and follow You. In Jesus' name I pray. Amen.



Lesson 5 • July 5, 2020

Proof Positive

Matthew 11:7-19



Key Verse:

"Wisdom is proved right by her deeds."
(Matthew 11:19b)

Lesson 5

Proof Positive

(Matthew 11:7-19)

Jesus told the crowd about John the Baptist. John was the *prophet*, or messenger, that many of God's servants talked about in the Bible. God promised John the Baptist, who came before Jesus Christ.

Believers who are not religious leaders are thought of as "the least." John was a great man. But Jesus said that the "least" person in God's kingdom is greater than John.

Jesus said that anyone who wants to hear something should listen and understand it. The Israelites did not want to hear and understand the message of John the Baptist or Jesus Christ. John's actions proved that he was a good and wise man.

For the Parents

In today's lesson, your child heard about John the Baptist, a messenger whom God promised would come before Jesus. John the Baptist was a great prophet. He told the people to hear and understand the message of John the Baptist. During the week, review today's lesson with your child. Read Bible verses to and with your child and emphasize the importance of hearing God's Word and listening to His message.

Your Child's Teacher

Prayer


Dear God, help me to always hear and listen to Your Word. I want to obey You! In Jesus' name I pray. Amen.



Lesson 6 • July 12, 2020

Questions Are Good!

Ecclesiastes 3:1, 7; Luke 2:39-52



Key Verse:

[Jesus' parents] found him in the temple courts, sitting among the teachers, listening to them and asking them questions. (Luke 2:46)

Lesson 6

Questions Are Good!

(Ecclesiastes 3:1, 7; Luke 2:39-52)

There is a time to speak and a time to be quiet.

In today's lesson, Mary, Joseph, and Jesus (who was twelve) travelled with other families to Jerusalem. They did this each year for the Festival of the Passover. After the festival, they journeyed home with many people, but Jesus was not with them. It had been a day since they left Jerusalem. After three days, they went back to Jerusalem. Jesus was in the Temple with the teachers. Jesus listened to them and asked questions. Everyone was surprised when they heard His answers and what He knew. Jesus had wisdom from God!

For the Parents

In today's lesson, your child heard about Mary, Joseph, and Jesus' trip to the Festival of Passover in Jerusalem. When they travelled home, Jesus was not with them; He was in Jerusalem in the Temple courts, listening to and asking questions of the teachers. Though a child, Jesus showed wisdom as He asked good questions. During the week, review today's lesson with your child, helping him or her make good choices after listening and understanding God's teachings.

Your Child's Teacher

Prayer

Dear God, help me to ask good questions as I grow and learn more about You. In Jesus' name I pray. Amen.



Lesson 7 • July 19, 2020

Don't Let the Doubters Stop You

Mark 6:1-6



Key Verse:

When the Sabbath came, [Jesus] began to teach in the synagogue, and many who heard him were amazed. (Mark 6:2)



Lesson 7

Don't Let the Doubters Stop You

(Mark 6:1-6)

In today's lesson, Jesus went to His hometown of Nazareth. On the *Sabbath*, holy day, He went to the synagogue to teach. When the people from His hometown heard Him, they asked many questions. "Isn't this the son of Mary and brother of James and Joseph? Isn't he the carpenter? How does he heal people or know what is right?"

The people in Jesus' hometown did not believe He knew what was right. They did not believe He had wisdom. Jesus was surprised they did not believe or have faith. Jesus left and taught in other villages. Jesus did not let them stop Him from teaching.

For the Parents

In today's lesson, your child heard about Jesus' trip back to His hometown of Nazareth. On the Sabbath, Jesus went to the synagogue to teach. When people from His hometown heard Him teach, they asked many questions. During the week, review today's lesson with your child. Show your child how to do the right things (like share) even when others try to stop us from doing so.

Your Child's Teacher

Prayer

Dear God, help me to always obey You and do right, no matter what! In Jesus' name I pray. Amen.





Lesson 8 • July 26, 2020

I Choose Truth

John 14:1-14



Key Verse:

[Jesus said,] "Very truly I tell you, whoever believes in me will do the works I have been doing, and they will do even greater things than these, because I am going to the Father." (John 14:12)

Lesson 8

I Choose Truth

(John 14:1-14)

Jesus did not want the disciples to worry that He would leave them. Jesus loved the disciples. So, He would go to prepare a place for them in God's house.

Thomas asked Jesus where He was going. Jesus said, "I am the way to God." He said, "When you see Me, you also see God." The disciples did not understand. Jesus explained it to them. He said that they would do more because they would share the fact that Jesus lives.

As God's children, we make a choice to trust God when we believe Jesus is the Son of God.

For the Parents

In today's lesson, your child heard about Jesus' message to His disciples. Jesus was preparing to leave the disciples and told them that He would prepare a place for them in God's house. Jesus told the disciples that He was the "Way" to God, and to share the Good News that Jesus lives. During the week, review today's lesson with your child. Sing a song about Jesus to help your child understand about God's truth.

Your Child's Teacher

Prayer


Dear God, help me to always trust You and Your truth. In Jesus' name I pray. Amen.



Lesson 9 • August 2, 2020

Believe and Know

James 1:1-11



Key Verse:

If any of you lacks wisdom, you should ask God, who gives generously to all without finding fault, and it will be given to you. (James 1:5)



Lesson 9

Believe and Know

(James 1:1-11)

James, a leader in the church in Jerusalem, was Jesus' half-brother. James encouraged believers to trust God when they faced hard tests in life.

Do not give up. When you need to make good choices and do what is right, ask God for help. He will give you what you need. When you do not give up, God will help you to be more like Him. When you ask God to help you, you must believe that He will give you what you need.

We must always believe God. When we do not give up, God will show us His love and goodness.

For the Parents

In today's lesson, your child heard that he or she must not give up when he or she is facing a difficult test. Believers can pray and ask God for help, trusting that God hears them and will give them what they need. During the week, review today's lesson with your child. To model trust, show your child what it means to have faith in something or someone by having him or her give you something that you will take care of.

Your Child's Teacher

Prayer

Dear God, help me to always ask You for help, no matter what is going on. Thank You for helping me! In Jesus' name I pray. Amen.



Lesson 10 • August 9, 2020

Hear and Do

James 1:19-27



Key Verse:

Do not merely listen to the word, and so deceive yourselves. Do what it says.
(James 1:22)



Lesson 10

Hear and Do

(James 1:19-27)

James encouraged the believers to always listen. They must be slow to talk and not be upset or angry. When we are upset, we cannot do what is right and good. Believers should not only listen to God's Word. They must obey God's Word as well. When we hear God's instructions, we should obey God by what we say and do.

James encouraged believers to watch what they say. They must speak what is right and good. James encouraged believers to help those in need. We should help orphans and widows. *Orphans* are children who do not have parents. *Widows* are women whose husbands have died.

For the Parents

In today's lesson, your child heard about James's instructions to hear God's Word and do what the Bible commands. James told believers to be quick to listen, slow to speak, and slow to become angry. James wanted believers to watch what they said and help orphans and widows. During the week, review today's lesson with your child. Model service for your child by taking him or her with you to help those in need.

Your Child's Teacher

Prayer

Dear God, help me
to hear Your Word.
Help me to do what
it teaches me to do.
In Jesus' name I pray.
Amen.



Lesson 11 • August 16, 2020

A Working Faith

James 2:14-26



Key Verse:

Show me your faith without deeds, and
I will show you my faith by my deeds.
(James 2:18b)

Lesson 11

A Working Faith

(James 2:14-26)

James taught that our faith or trust in God can be shown by what we do. If people need clothes or food, we should help them by giving them food or clothes. Both believers and unbelievers think there is one God. But as believers, we are different. We want to help others and show our faith and love for God.

Abraham showed his faith. He was willing to do something for God that would be hard for anyone to do. Rahab also showed her faith in God when she gave the spies a safe place to stay. Our actions show our love for God.

For the Parents

In today's lesson, your child heard that our actions or works should show our faith in God. When we help others, our actions show that we trust and love God. Abraham showed his faith by believing God; he was willing to sacrifice his son. Rahab showed her faith by helping the spies stay safe. During the week, review today's lesson with your child. Pray together, emphasizing that praying to and waiting on God shows trust in God.

Your Child's Teacher

Prayer


Dear God, help me to obey You and help others. In Jesus' name I pray. Amen.



Lesson 12 • August 23, 2020

Watch Your Tongue

James 3:1-12



Key Verse:

[James wrote,] Out of the same mouth come praise and cursing. My brothers and sisters, this should not be. (James 3:10)



Lesson 12

Watch Your Tongue

(James 3:1-12)

James wanted believers to be careful about what they say. This is what it means when we say, "Watch your tongue." People who teach should be careful and teach what is right. A horse and a ship are very big, but they are steered (led) by smaller things.

The tongue is a small part of the body. But it can cause problems when used to say hurtful things. We can use our tongues to say good things and help people. We can also use our tongues, or mouths, to say bad things and hurt people. Good things and bad things may come from the same mouth, but should not.

For the Parents

In today's lesson, your child heard that believers need to watch their tongues. The tongue can be used to say both good things and bad things. We must use our tongues to say good things, not hurtful things. During the week, review today's lesson with your child, pointing out to him or her things that he or she has said that were either good or bad. Pray together, asking God to help you say what is right to others.

Your Child's Teacher

Prayer

Dear God, help me to say kind things to others. In Jesus' name I pray. Amen.



Lesson 13 • August 30, 2020

Think First

James 3:13-18; 5:7-12



Key Verse:



Who is wise and understanding among you? Let them show it by their good life, by deeds done in the humility that comes from wisdom. (James 3:13)

Lesson 13

Think First

(James 3:13-18; 5:7-12)

James encouraged believers to obey God. We must be good and do good things for others. When we do what is right, we must not brag about it to others.

We must not be jealous over what someone else has. We must not be selfish. We must think carefully and follow God. We do this by showing love and kindness to others. We should not argue with others. We must seek peace.

James encouraged believers to wait for Jesus to come back. We must do what is good, not complain, and wait patiently. We will please God if we do these things.

For the Parents

In today's lesson, your child heard that believers follow God when they are kind to others. James encouraged the believers not to argue and complain, but to want peace. As farmers wait for their plants to grow, we should patiently wait for Jesus to return. During the week, review today's lesson with your child. Model patiently waiting for God by praying for something and not being anxious to see it come to fruition.

Your Child's Teacher

Prayer

Dear God, help me to do what is good. Help me make right choices as I follow You. In Jesus' name I pray. Amen.